

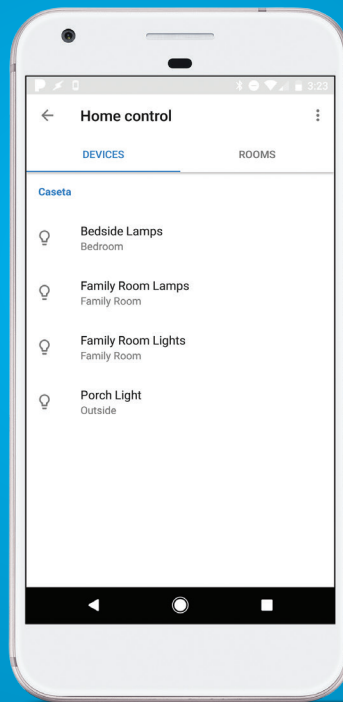
# Caséta works with the Google Assistant

Control the lights with just your voice via any Google Assistant enabled device.



Pico Remote

Dimmer



Pixel Phone




Google Home

# Getting started is easy

## Step 1

Install your Caséta system, connect it to your Wi-Fi router, and download the Lutron App.



## Step 2

Setup your Google Assistant enabled device, download the Google Home app, and connect it to your Wi-Fi network.



## Step 3

Enable the “Caséta Wireless” service in the Google Home app to sync your devices with the Google Assistant.



**CasetaWireless.com**

### Customer Assistance

Email: [support@lutron.com](mailto:support@lutron.com)

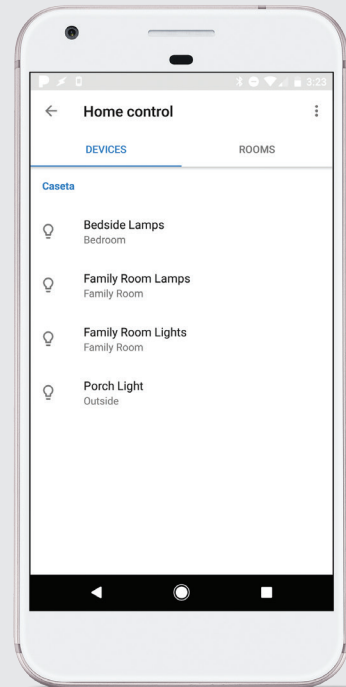
Phone: 1.844.LUTRON1 (588.7661) — includes 24/7 technical support

*Caséta* by **LUTRON**

© 09/2017 Lutron Electronics Co., Inc. | P/N 367-2715 REV B

## What you need

- Lutron Smart Bridge or Smart Bridge PRO
- Lutron App
- Any Google Assistant enabled device\*
- Google Home app (shown below)



\*The Google Assistant is available with Google Home, Pixel Phone by Google, Android Wear, and eligible Android Marshmallow and Nougat phones.

Google Home is a trademark of Google Inc.

Lutron and Caséta, are trademarks of Lutron Electronics Co., Inc, registered in the U.S. and other countries.